

UV Sensor Probe

GUVx-T1xGC-3LW5.1



Features Water Environment (<10 bar) Single Supply Voltage, 0-5V Voltage Output

Applications UV Power Measure UV Lamp Monitoring



LW5.1 Probe (Socket : 8A FT tab SUS)



Connection Cable (IP67, 5m)

Fig1. UV Sensor Probe

Case dimensions

Thread/Length for Mounting	Diameter (mm)	Window (mm)	Wrench Size (mm)	Length (mm)	Weight (g)	Body (stainless steel)
FT1/4 "/12 mm	21	7	19	63	67	316L (1.4404)

Absolute Maximum Ratings

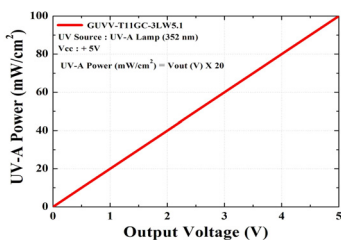
Parameter	Symbol	Min.	Typ.	Max.	Unit	Remark
Storage Temperature	T _{st}	-40		90	°C	
Operating Temperature	T _{op}	-30		85	°C	

Electro-Optical Characteristics (at 25 °C)

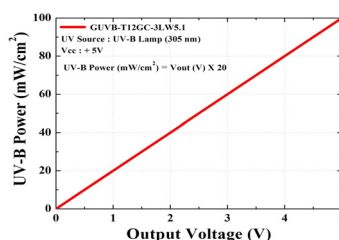
Parameter	Symbol	Min.	Typ.	Max.	Unit	Remark
Supply Voltage	V _{cc}	9		24	V	DC
Supply Current	I _Q		3.3		mA	
Detection Range	GUVV-T11GC-3LW5.1	λ	230	395	nm	10% of Max.
	GUVB-T12GC-3LW5.1	λ	220	320	nm	10% of Max.
	GUVC-T11GC-3LW5.1	λ	220	280	nm	10% of Max.
Output Voltage	V _{out}	0		5	V	
Detection Power Range	P	0		100	mW/cm ²	
Response Time	T		10		ms	

* Maximum of detection power : 20 mW/cm² (Option), 100 mW/cm² (Standard), 1000 mW/cm² (Option)

Output Voltage along UV power

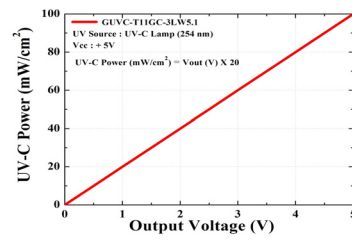


GUVV-T11GC-3LW5.1



GUVB-T12GC-3LW5.1

$$\text{UV Power (mW/cm}^2\text{)} = \text{Vout (V)} \times 20$$



GUVC-T11GC-3LW5.1

* Cover thread with teflon tape or ceramo paste before turning in. Please also use a sealing ring behind thread.